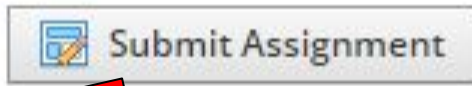


Submit a Video or Picture on Schoology

1. Click Submit Assignment

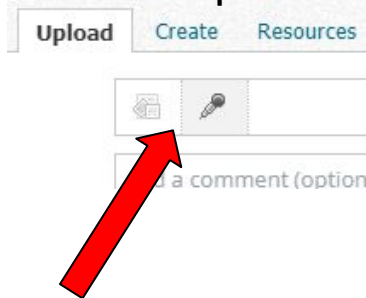
Submissions




5. Click stop recording quickly for just a picture, or after you're finished speaking for a recording



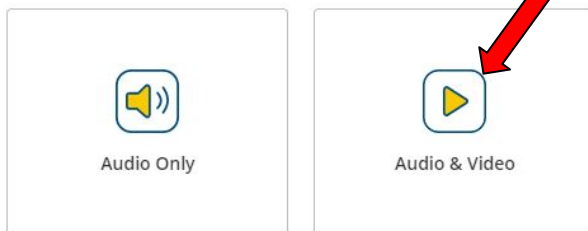
2. Click the microphone



6. Click Insert Recording



3. Choose Audio and Video



7. Click Submit



4. Hold up your picture or work (only if your teacher tells you)

- Click Start Recording

