

Stenwood Kindergarten Orientation

March 2, 2023



While you are waiting, save Stenwood's
number in your phone!

703-208-7600

Please fill out the PTA form at the
back of the cafeteria or scan the
QR code!

Exit Music



PTA
FORM

Stenwood Elementary



**Erica Riley
Principal**

**Meredith Mitchell
Assistant Principal**



Stenwood Elementary

Enrollment

- About 530 students
- Age 5 on or before September 30, 2018
- Typically 3 classes
 - Our staffing is based on registrations
 - Please complete registration ASAP!





Transportation

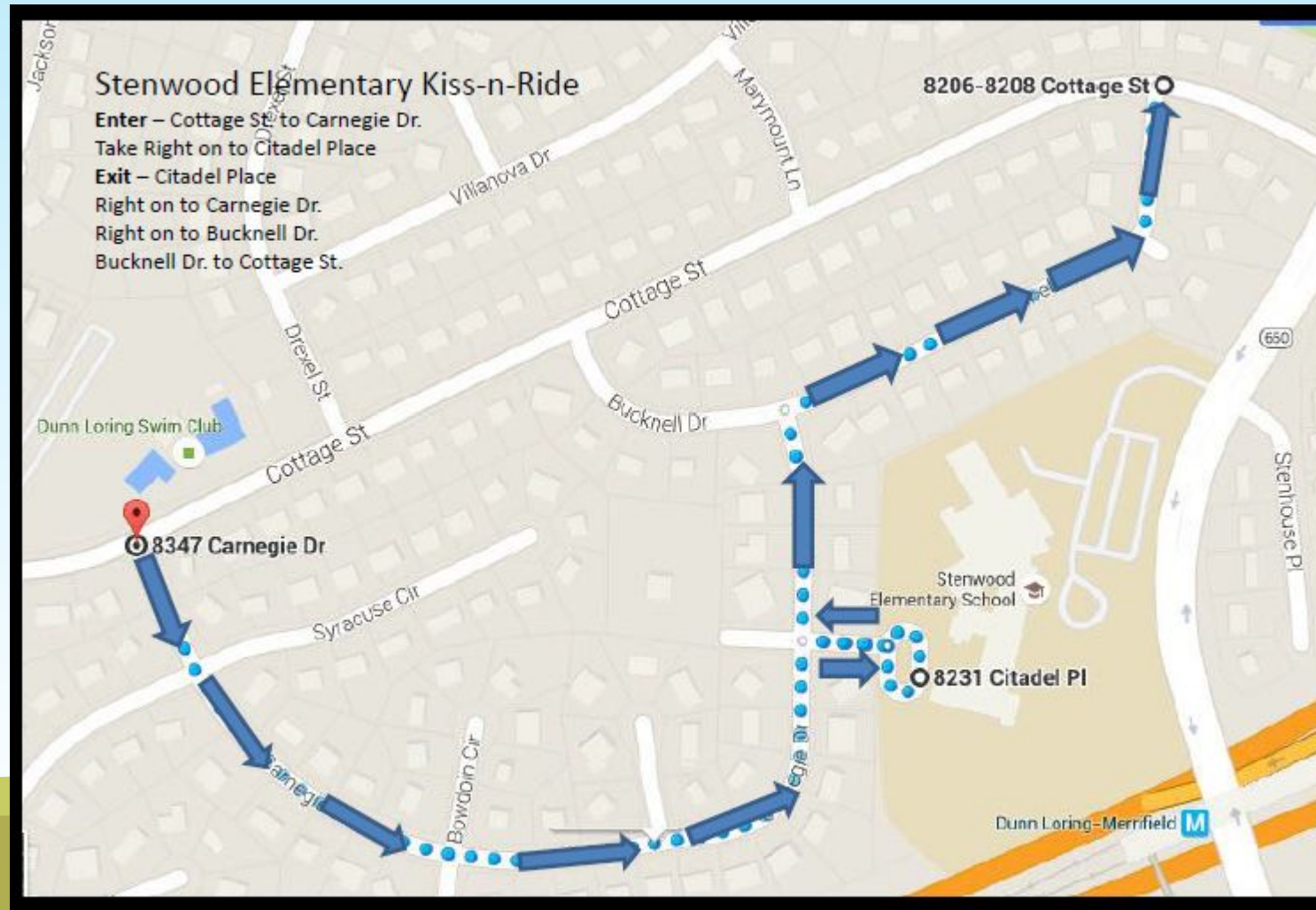
- Bus Routes received in late August
- Kindergarten students must be met at the bus stop



School Age Child Care (SACC)

- Before and After Care program run by Fairfax County Government
 - More information: <https://www.fcps.edu/registration/school-age-child-care-sacc>
 - Contact Ms. Tetebea Apea-Otu with questions, Tetebea.Apea-Otu@fairfaxcounty.gov
- 
- 

Kiss N Ride










Registration Information

- Student Information Assistant, Sonja Hunt snhunt@fcps.edu

What You Need:

- Birth Certificate
 - Parent Photo ID
 - Proof of Residency (deed, lease or mortgage statement)
 - [FCPS Enrollment Forms](#)
 - [Pre-K Experience Form](#)
- 
- 
- 
- 
- 

Health Room Information

- Public Health Nurse, Vivienne Goldstein
- School Health Aide, Nino Bravo

What We Do:

- Care of Sick and injured (S&W, BA, BR, ICE) not full service
- Medications/forms-med, inhaler, epi
- Vision and Hearing screenings for K and 3rd
- Individual HCP and action plans
- Med flag list-confidential
- Review for Public Health Trends
- Health Promotion lessons and messages-general and based on statistical trends
- Train staff on procedures
- Participate in medical 504 and IEPs—so need updated info



Health Room Information

When to Reach Out:

- Chronic condition that impacts child during school day—best to reach me by email
- Physical form with immunizations—over summer
- HIF/ECC annually—send in note if new contacts or new conditions diagnosed
- Forms for medications available online and in health room
- Email: Vivienne Goldstein, vgoldstein@fcps.edu



Health Room Information

What You Need to Know

- Send change of clothes-we don't have them
- When to stay home
 - Fever of 100.4*+
 - Vomit
 - Diarrhea
 - Please be specific with symptoms on absence line
- Please call us if injured, going to be out
- Doctor's note if out for 3 days and if need accommodations when back-- ex. Broken leg








Welcome to Kindergarten at Stenwood ES!









Early Childhood Education: **Stenwood's Kindergarten Program**

- Focuses on language development
 - Promotes an appreciation for diversity
 - Incorporates active learning
 - Provides opportunities for investigation, exploration and discovery
 - Encourages a positive self-concept
 - Promotes creative expression
 - Fosters positive interaction with others
- 
- 
- 
- 
- 



Quality Early Childhood Practices





Promote continuous progress and achievement through:

- Active, hands-on learning
 - Age and individually appropriate curriculum and instruction
 - Responsiveness to diversity
 - Assessment
 - Flexible grouping/Differentiated instruction
 - Opportunities for choice
 - Safe and supportive classroom environment
- 
- 
- 
- 



Early Childhood Assessments

Assesses children's knowledge in the areas of:

- Oral language
 - Reading
 - Writing/Drawing
 - Mathematics
 - Fine and gross motor skills
- 
- 
- 
- 

PALS:

Phonological Awareness Literacy Screening

Assesses children's knowledge of:

- Upper/Lowercase Letter Recognition
- Letter Sounds
- Concept of Word
- Word Recognition
- Spelling







Language Arts



Fosters literacy learning through engagement in print-rich experience to develop:

<u>Oral Language</u>	<u>Reading</u>	<u>Writing</u>
Listening Speaking Phonemic Awareness Story Retelling	Print awareness Letter Identification Phonics Read Alouds Shared Reading Independent reading	Draw Write Share



Language Arts

Reading and writing concepts are strengthened through our language arts block as students rotate through literacy centers and small group instruction. We also have a dedicated block of phonics instruction each day of the week!



Mathematics

Facilitates active hands-on learning experiences through the development of:


Patterns, Functions and Algebra

- Sort and classify objects
- Describe, copy, extend and create patterns



Geometry and Measurement

- Shapes and comparisons: Size, length, weight, time, money




Numbers and Number Sense

- Counting
- Subitizing
- Number formation



Computation and Estimation

- Using strategies to compose and decompose numbers




Problem Solving and Applications

- Work through word problems



Probability and Statistics

- Represent data using graphs/charts



Science

Encourages investigation, exploration and discovery of concepts in:


- Shapes and colors
- Seasonal change/weather
- Animal adaptations
- The Five Senses
- Shadows
- Magnets
- Lifecycles



Social Studies

Encourages an understanding of how family life and communities change over time by developing concepts through the study of:


- Individuals who have made significant contributions to the United States and its history.
- National holidays
- Various cultural traditions and celebrations





Specials

<u>Music</u>	<u>Physical Education</u>	<u>Art</u>	<u>Guidance</u>	<u>Library</u>
Promotes active participation and creative expression	Fosters physical development	Enhances self-expression and creativity	Encourages understanding of self and others	Fosters a love for reading and self selection of age appropriate books.





Health

Fosters an awareness of the importance of a healthy body and the needs for safety through the topics of:

Living/Growing Bodies

- Healthy food choices
- Physical activity
- Personal hygiene

Health and Safety Information

- Seeking helping when in danger
- Call 911

Family Life Education Program



Technology

Opportunities are provided to reinforce integrated learning through the development of computer skills.








- Kindergarten is 1:1 with ipads
- Lexia and ST Math
- Students have access to a variety of technology resources at home **from any device**
- Technology support information for families are also available on the Stenwood and FCPS website.
- Schoology is our learning management system, more information on how to use this will come in the Fall. Parents will need to activate their SIS account to have access--SIS activation usually takes place in August.
- Ms. Krum is our School Based Technology Specialist



A Day In The Life Of A Kindergarten Stinger

- Morning Meeting
- Language Arts: Phonics/Oral Language Comprehension/Small Groups
- Recess/Lunch
- Science/Social Studies
- Writer's Workshop
- Mathematics
- Specials
- Afternoon Meeting/Dismissal





What You Can Do Between Now and the First Day of Kindergarten

- Writing First and Last Name
- Upper and lowercase ID and Writing
- Letter Sounds
- Pencil Grip
- Practice Cutting
- Tying Shoes
- Zipping Jackets
- Buckling seat belt (K&R)
- Blowing noses
- Label, Label, Label - jackets, lunchboxes, water bottles, etc.!!!

Getting Ready for Reading

Suggestions for:

- Games and Activities
- Readiness Checklist
- Resources and Book

**The most important thing you can do
before Kindergarten is READ and TALK
about books!**



HELPING YOUR CHILD GET READY TO READ

One of the most vital skills needed for Kindergarten students is alphabet recognition. This means that students are able to recognize letters by sight. Children who can recognize letters quickly have an easier time learning about the sounds associated with letters. Working on letter names and letter sounds prior to entering Kindergarten will allow for your child to have a "jump-start" in his/her education.

Developing Alphabet Recognition At Home

- *Alphabet Caterpillar*-write each letter of the alphabet on a paper circle (small paper plates work great). Mix the circles up and have your child put the letters in order on the floor to create a caterpillar. Add pipe cleaner antennae and legs for fun.
- *Alphabet Concentration*-write all the letters of the alphabet on index cards (upper and lowercase). Flip them over on the table and have your child look for matches.
- *Hide-and-Seek*-Hide letters throughout your house for your child to find and read.
- *Squirt and Spell*-Squirt shaving cream onto a cookie sheet and have your child write letters in the shaving cream.
- *Lily Pad Letter Hop*-With chalk, draw lily pads on the ground. Write letters in the middle of the lily pads. While you say a letter, have your child jump to the lily pad with the letter in it. Continue the game until your child has jumped on all the letters.
- *Letter Races*-Write letters on index cards and place them upside down in a stack. Have your child go through and read the all the letters quickly while you keep time. Keep track of the times and challenge your child to beat his/her previous time.
- *BINGO*-Make a 4x4 grid and put a different letter in each box. Call out letter names while your child tries to get 4 letters in a row.

What is phonemic awareness? Phonemic awareness is the ability to manipulate spoken sounds in words. Phonemic awareness includes: rhyming, blending, substituting sounds, segmenting sounds, identifying beginning, middle, and ending sounds, adding sounds, and deleting sounds. Phonemic awareness is the most powerful predictor of success in learning to read and spell. The development of phonemic awareness prepares children for the next phase of beginning reading.

Developing Phonemic Awareness At Home

Rhyming:

- Read nursery rhymes to your child and talk about the rhyming words.
- Ask your child to find objects that rhyme with a word you say.
- Rhyme words with your child's name.

Blending:

- Play a listening game with your child. You can tell your child that you are going to say a word broken into parts and that you would like him/her to put the sounds together to make the word.
- Begin with simple one syllable words and gradually increase if your child is ready. Make sure you pause between the sounds. Example: /c/ /a/ Once your child is comfortable blending 2 sounds, they can break down the word into smaller parts. Example: /c/ /a/ /t/

Segmenting:



- Play "I SPY" with your child and have him/her find the object that starts or ends with the sound you have chosen.
- Collect familiar objects around your house and place them in a brown paper bag. Next, have your child put an object out of the bag and have them tell you the first or last sound of the object.



Kindergarten Readiness



What Can I Do to Help?

- READ, READ, READ! And ask questions
 - Encourage independence in small tasks
 - Promote Independence (i.e. provide options and encourage them to make a choice)
 - No screen time at meals and two hours before bedtime
- 
- 

The slide features a light blue background with several stylized autumn leaves in shades of green, orange, and yellow scattered around the edges. At the bottom, there are rolling green hills. The title "My Child is Afraid..." is prominently displayed at the top left in a bold, black, serif font, underlined.

My Child is Afraid...

- Talk about it! It shouldn't be a surprise!
- Reflect and listen to your child's feelings
- New friends and learn new things
- School schedule
- Be positive
- Attend the Kindergarten events
- Read stories about school
- Show confidence in your child (children read our body language very well)
- As a school, we understand!



The Final Countdown!





The Week Before:

- Label all items personal items: lunchbox, jackets, water bottle, etc.
- You do not need to label any school supplies
- Drop off, pick up practice run


The Night Before

- Firm bedtime, school routine
- Breakfast/lunch plan
- Select clothes

The First Day:

- Wake up early
 - Eat breakfast (or plan on school breakfast)
 - Review drop off/pick up
 - Leave child promptly and with a positive attitude
 - Ask lots of questions afterward
- 
- 
- 
- 

Reminders









- Please look through the folder and read the many wonderful tips that will lead to the social and academic success of your child(ren)!

Welcome from our PTA

- Kelly McCaleb
- [PTA Survey Form Link](#)





Thank You For Coming!

Welcome to Our Amazing Stenwood Family!

Bus available out front for you to hop on and take a look.

Questions?

Erica Riley, Principal esriley@fcps.edu

Meredith Mitchell, Assistant Principal mamitchell@fcps.edu

Sonja Hunt, Student Information Assistant snhunt@fcps.edu

Nino Bravo, Clinic Aide nbravo@fcps.edu

Vivienne Goldstein, Public Health Nurse vgoldstein@fcps.edu

Anoma Hapangama & Tammy Berick, School Counselors ashapangama@fcps.edu tsberick@fcps.edu